

SCHEDULE - VIII
[Wide Rule 17 (1)]

Name of the Public Trust : CANCER PATIENTS AID ASSOCIATION
Balance Sheet As At 31st March 2024

Registration No. F - 1894

FUNDS & LIABILITIES	F.Y.2023-24		F.Y.2022-23		PROPERTY AND ASSETS	F.Y.2023-24		F.Y.2022-23	
	Amount (Rs)	Amount (Rs)	Amount (Rs)	Amount (Rs)		Amount (Rs)	Amount (Rs)	Amount (Rs)	Amount (Rs)
Trusts Funds or Corpus :-					Immovable Properties :- (At Cost)				
Balance as per last Balance Sheet	35,82,43,461		1,99,43,461		Balance as per last Balance Sheet				
Add - Transferred during the year	55,00,000	36,37,43,461	33,83,00,000	35,82,43,461	Additions during the year (As per Schedule 'A' Annexed)		94,32,365		1,04,80,406
Other Earmarked Funds :-					Less : Sales during the year				
(Created under the provisions of the trust deed or scheme or out of the Income)					Depreciation up to date				
Depreciation Fund	-				Investments :- (As per Schedule 'B' Annexed)				
Sinking Fund	-				Note : The market value of the above investments is Rs. 16,67,75,678/-		14,96,40,671		7,46,71,667
Reserve Fund	-				Earmarked Investments (corpus)				
Any other Fund	-				Mutual Fund (Market Value Rs. 28,33,69,683/-)	25,42,55,475		24,87,55,475	
As per Schedule 'F' Annexed	99,54,719	99,54,719	1,10,94,938	1,10,94,938	Fixed Deposit Account with Bank	8,95,44,525	34,38,00,000	8,95,44,525	33,83,00,000
Loans (Secured or Unsecured)					Furniture & Fixtures & Other Assets:-				
From Trustees	-				a Balance as per last Balance Sheet				
Liabilities :-					Additions during the year (As per Schedule 'C' Annexed)		2,95,46,570		1,58,21,975
For Expenses	34,81,182		57,52,542		Less : Sales during the year				
For Advances	91,180		10,000		Depreciation up to date				
For Rent & Other Deposits	-				b Inventories at Rehab. Centre (As per Schedule 'D' Annexed)		21,94,938		23,78,225
Other Liabilities	45,77,526	81,49,889	24,56,996	82,19,538	Loans (Secured or Unsecured) : Good/doubtful				
Income and Expenditure Account :-					Loans Scholarships				
Balance as per last Balance Sheet	17,89,23,273		17,36,16,901		Other Loans				
Add: Adjustment for last year closing Inventories	-				Advances :- (Includes Security Deposits)				
	17,89,23,273		17,36,16,901		To Trustees				
Less : Appropriation, if any	-				To Employees (As per Schedule 'E' Annexed)		1,54,43,244		1,56,17,965
Add : Surplus as per Income and	1,08,96,167		53,06,372		To Contractors				
Add : Gain on capital assets reinvested u/s 11(1A)	4,87,83,780				To Lawyers				
Less : Deficit Expenditure Account		23,86,03,220		17,89,23,272	To Others				
Total Rs.		62,04,51,289		55,64,81,210	Income Outstanding :-				
					Rent				
					Interest	12,34,990		26,58,110	
					Other Income	24,64,281	36,99,271	21,43,182	48,01,292
					Cash and Bank Balances :-				
					(a) In Current/Saving Account with Bank	2,60,18,242		2,52,67,970	
					In Fixed Deposit Account with Bank	4,06,13,275		6,90,20,543	
					(b) With the Trustee	-		-	
					(c) With the Manager(Petty cash)	62,713	6,66,94,230	1,21,167	9,44,09,679
					Total Rs.		62,04,51,289		55,64,81,210

Significant Accounting Policies and Notes to Accounts as per Schedule 'H' annexed
For Shah Shroff & Associates
Chartered Accountants
Firm Registration No: 0128920W

CA Yashesh Shroff
Membership No. 103277

Place : Mumbai
Date : 25th September 2024



The above Balance Sheet to the best of my/our belief contains a true accounts of the funds and Liabilities and of the Property and Assets of the Trust

For CANCER PATIENTS AID ASSOCIATION

[Signature]
TRUSTEE

Cancer Patients Aid Association

Schedule "A" of Immovable Property Referred to in Balance Sheet as at
31st March 2024

Sr.No.	Particulars	F.Y.2023-24 Amount (Rs.)	F.Y.2022-23 Amount (Rs.)
1	<u>Cancer Research And Medical Centre At Sumer Kendra -Worli</u>		
	Opening Balance	1,04,80,406	1,16,44,896
	Less: Depreciation @ 10%	10,48,041	11,64,490
	Closing Balance	94,32,365	1,04,80,406
	Total Rs...	94,32,365	1,04,80,406



Cancer Patients Aid Association
Schedule "B" of Investments Referred to in Balance Sheet as at 31st March 2024

Sr. No.	Particulars	Balance as at 01.04.2023	Cost of new asset for claim of Exemption u/s 11(1A)	Net consideration on transfer of capital asset	Gain on capital assets reinvested u/s 11(1A)	Balance as at 31.03.2024
	<u>Investments</u> (at Cost)	Amount Rs.	Amount Rs.	Amount Rs.	Amount Rs.	Amount Rs.
1)	ICICI Prudential Mutual Fund	12,98,71,697	13,17,77,356	9,72,37,297	33,63,800	16,77,75,556
2)	UTI Mutual Fund	1,90,70,576		2,69,89,236	79,18,660	-
3)	HDFC Mutual Fund	14,23,90,466	17,19,23,799	13,96,20,081	3,72,27,615	21,19,21,799
4)	Sundaram Mutual Fund	1,37,99,310	-	-	-	1,37,99,310
5)	Aditya Birla Mutual Fund	1,82,95,093	1,03,99,480	1,85,68,796	2,73,703	1,03,99,480
	Total Rs...	32,34,27,142	31,41,00,635	28,24,15,410	4,87,83,779	40,38,96,146
Less	Earmarked Investments (corpus)					25,42,55,475
	Total Rs....					14,96,40,671



Cancer Patients Aid Association
Schedule 'C' of Movable Assets Referred to in Balance Sheet as at 31st March 2024

PART - I

Sr. No	Particulars	Rate	W.D.V. as at 01.04.2023	Date of Addition	Cost of Addition	Deduction	Total Assets	Dep. On Opening Balance	Dep. On Additions	Dep. On Deduction	Total Depreciation	W.D.V. as at 31.03.2024	W.D.V. as at 31.03.2023
I	Movable Assets												
1)	Instruments & Apparatus	15%	7,95,696				7,95,696	1,19,354	-	-	1,19,354	6,76,342	7,95,696
2)	X-Ray Machine	15%	531				531	80	-	-	80	451	531
3)	Teksonic Foetal Guard Machine	15%	5,409				5,409	811	-	-	811	4,598	5,409
4)	ECG Machine	20%	19,398				19,398	3,880	-	-	3,880	15,518	19,398
5)	Digital X-Ray	40%	15,339				15,339	6,136	-	-	6,136	9,203	15,339
6)	Hemocroma Plus Instrument	40%	4,065				4,065	1,626	-	-	1,626	2,439	4,065
7)	HPV Machine	40%	1,38,751				1,38,751	55,500	-	-	55,500	83,251	1,38,752
8)	MiniCentrifuge	40%	703				703	281	-	-	281	422	703
9)	Furniture & Fixture	10%	4,74,965	09-06-2023	2,29,175		7,04,140	47,496	18,585	-	66,081	6,38,059	4,74,965
10)	Inverter	15%	28,312				28,312	4,247	-	-	4,247	24,065	28,312
11)	Microwave	15%	6,427				6,427	964	-	-	964	5,463	6,427
12)	EPBAX- HD	15%	22,730	03-07-2023	66,316		89,046	3,410	7,413	-	10,823	78,223	22,730
13)	X-Ray View Box	15%	7,389				7,389	1,108	-	-	1,108	6,281	7,389
	Total (A)		15,19,715		2,95,491	-	18,15,206	2,44,893	25,998	-	2,70,891	15,44,315	15,19,716
14)	Mobile	15%	32,345				32,345	4,852	-	-	4,852	27,493	32,344
		15%		25-10-2023	11,500		11,500		747	-	747	10,753	
		15%		25-10-2023	11,500		11,500		747	-	747	10,753	
		15%		30-10-2023	12,349		12,349		776	-	776	11,573	
	Total (B)		32,345		35,349	-	67,694	4,852	2,270	-	7,122	60,572	32,344
15)	Air Conditioner	15%	11,61,198	20-05-2023		80,643	10,80,555	1,61,836	-	1,657	1,63,493	9,17,062	11,61,198
		15%		20-05-2023	6,16,640		6,16,640		80,079	-	80,079	5,36,561	
		15%		20-05-2023	3,01,952		3,01,952		39,212	-	39,212	2,62,740	
	Total (C)		11,61,198		9,18,592	80,643	19,99,147	1,61,836	1,19,291	1,657	2,82,784	17,16,363	11,61,198
16)	Office Equipments	15%	1,91,614				1,91,614	28,742	-	-	28,742	1,62,872	1,91,614
		15%		09-08-2023	22,184		22,184		2,142	-	2,142	20,042	
		15%		09-06-2023	10,500		10,500		1,277	-	1,277	9,223	
		15%		03-07-2023	8,850		8,850		989	-	989	7,861	
		15%		03-07-2023	78,210		78,210		8,742	-	8,742	69,468	
		15%		05-09-2023	14,890		14,890		1,273	-	1,273	13,617	
		15%		19-05-2023	19,293		19,293		2,513	-	2,513	16,780	
		15%		18-10-2023	13,334		13,334		904	-	904	12,430	
		15%		09-06-2023	44,000		44,000		5,352	-	5,352	38,648	
		15%		03-07-2023	22,892		22,892		2,559	-	2,559	20,333	
		15%		10-07-2023	17,110		17,110		1,863	-	1,863	15,247	
		15%		27-06-2023	4,00,770		4,00,770		45,787	-	45,787	3,54,983	
	Total (D)		1,91,614		6,52,033	-	8,43,647	28,742	73,402	-	1,02,144	7,41,503	1,91,614
17)	Computer	40%	3,27,230				3,27,230	1,30,892			1,30,892	1,96,338	3,27,230
		40%		18-10-2023	34,515		34,515		6,241		6,241	28,274	
		40%		20-12-2023	45,430		45,430		5,078		5,078	40,352	
		40%		03-07-2023	55,460		55,460		16,532		16,532	38,928	
		40%		20-12-2023	26,550		26,550		2,968		2,968	23,582	
		40%		06-06-2023	55,267		55,267		18,109		18,109	37,158	
		40%		06-06-2023	55,267		55,267		18,109		18,109	37,158	
		40%		11-09-2023	42,680		42,680		9,448		9,448	33,232	
		40%		19-01-2024	41,890		41,890		3,305		3,305	38,585	
	Total (E)		3,27,230		3,57,059	-	6,84,289	1,30,892	79,791	-	2,10,683	4,73,606	3,27,230



Sr. No	Particulars	Rate	W.D.V. as at 01.04.2023	Date of Addition	Cost of Addition	Deduction	Total Assets	Dep. On Opening Balance	Dep. On Additions	Dep. On Deduction	Total Depreciation	W.D.V. as at 31.03.2024	W.D.V. as at 31.03.2023
18)	Vehicles	15%	31,31,705	21-03-2024	11,97,228	-	43,28,933	4,69,756	4,921	-	4,74,677	38,54,256	31,31,705
	Total (F)		31,31,705	-	11,97,228	-	43,28,933	4,69,756	4,921	-	4,74,677	38,54,256	31,31,705
19)	Software	60%	2,22,234			-	2,22,234	1,33,340		-	1,33,340	88,894	2,22,234
	Total (G)		2,22,234	-	-	-	2,22,234	1,33,340	-	-	1,33,340	88,894	2,22,234
20)	Unamortize Renovation Expenses		72,94,058			-	72,94,058	14,83,537		-	14,83,537	58,10,521	72,94,058
				15-04-2023	85,60,930		85,60,930		15,69,504		15,69,504	69,91,426	
				15-06-2023	78,74,385		78,74,385		13,12,398		13,12,398	65,61,987	
	Total (H)		72,94,058	-	1,64,35,315	-	2,37,29,373	14,83,537	28,81,902	-	43,65,439	1,93,63,934	72,94,058
Total (A+B+C+D+E+F+G+H) of Part I			1,38,80,099		1,98,91,067	80,643	3,36,90,523	26,57,848	31,87,575	1,657	58,47,081	2,78,43,442	1,38,80,099
PART - II (REHABILITATION DIVISION)													
1)	Furniture & Fixture	10%	82,205				82,205	8,221			8,221	73,984	82,205
2)	Office Equipment	15%	1,10,311				1,10,311	16,547			16,547	93,764	1,10,311
		15%		20-12-2023	2,450		2,450	-	103		103	2,347	-
		15%		19-03-2024	9,920		9,920	-	49		49	9,871	
		15%		21-09-2023	6,960		6,960	-	549		549	6,411	
3)	Computer	40%	26,073				26,073	10,429			10,429	15,644	26,073
		40%		13-09-2023	5,508		5,508		1,206		1,206	4,302	
		40%		09-01-2024	30,500		30,500		2,741		2,741	27,759	
4)	Air Conditioner	15%	3,503				3,503	525			525	2,978	3,503
5)	Vehicles	15%	12,48,116				12,48,116	1,87,217			1,87,217	10,60,899	12,48,116
6)	Plant & Machineries	15%	4,71,668	28-09-2023	4,600		4,76,268	70,750	350		71,100	4,05,168	4,71,668
Total...(II) of Part II			19,41,876	-	59,938	-	20,01,814	2,93,689	4,998	-	2,98,687	17,03,127	19,41,876
Grand Total (Part I + Part II)			1,58,21,975		1,99,51,005	80,643	3,56,92,337	29,51,537	31,92,573	1,657	61,45,768	2,95,46,570	1,58,21,975




Cancer Patients Aid Association
Schedule "D" of Inventories Referred to in Balance Sheet as at 31st March 2024

Sr No	<u>Particulars</u>	F.Y.2023-24 Amount (Rs.)	F.Y.2022-23 Amount (Rs.)
	(As verified and certified by the Trustee and valued at cost or Market Value whichever is lower)		
1)	Raw Marerial (At Cost)	14,98,803	14,05,894
2)	Fininshed Goods (At cost or Market Value whichever is lower)	6,96,135	9,72,331
	TOTAL	21,94,938	23,78,225



Cancer Patients Aid Association
Schedule "E" of Loans & Advances Referred to in Balance Sheet as at 31st March 2024

Sr No	Particulars	F.Y.2023-24			F.Y.2022-23
		Amount (Rs.)	Amount (Rs.)	Amount (Rs.)	Amount (Rs.)
I)	Loans and Advances paid to Staff			64,448	57,000
II)	Advance Against Expenses			4,61,396	5,57,122
III)	Advance to others			22,93,188	71,96,915
IV)	Deposits				
	A) <u>For Office Premises</u>				
	i) Mumbai	34,04,025			
	ii) Pune	1,00,000	35,04,025		
	B) With Government Authorities		2,14,150		
	C) Others		25,000	37,43,175	38,21,074
V)	Provident Fund Receivable			-	32,499
VI)	Tax with Revenue Authorities				
	A) CGST		19,92,241		
	B) SGST		945	19,93,186	10,58,397
VII)	Tax Deducted at Source			68,63,335	28,69,281
VIII)	Tax Collected at Source			24,516	25,677
TOTAL				1,54,43,244	1,56,17,965



Cancer Patients Aid Association

Schedule "F" of Other Earmark Funds Referred to in Balance Sheet as at
31st March 2024

Sr No	Particulars	F.Y.2023-24 Amount (Rs.)	F.Y.2022-23 Amount (Rs.)
1)	Teksonic Foetal Monitor Reserve Fund	4,598	5,409
2)	Cancer Medical Research Centre Bldg Fund	94,32,365	1,04,80,406
3)	Mazagaon Dock Ltd - HPV Project Fund	3,16,740	3,72,634
4)	Biochemistry Machine Fund	2,01,016	2,36,489
	Total Rs...	99,54,719	1,10,94,938



Name of the Public Trust : CANCER PATIENTS AID ASSOCIATION
Income and Expenditure Account for the year ending 31st March 2024

Registration No. F - 1894

EXPENDITURE		F.Y.2023-24		F.Y.2022-23		INCOME		F.Y.2023-24		F.Y.2022-23	
		Amount (Rs)	Amount (Rs)	Amount (Rs)	Amount (Rs)			Amount (Rs)	Amount (Rs)	Amount (Rs)	Amount (Rs)
To	Expenditure in respect of Properties					By	Rent (accrued) (realised)				
	Rates, Taxes, Cesses	2,76,516		2,61,384							
	Repairs and Maintenance	-		-							
	Salaries	-		-							
	Insurance	16,574		2,089		By	Interest (accrued) (realised)				
	Depreciation (by way of provision of adjustments)	10,48,041		11,64,490			(i) On Securities	-		-	
	Other Expenses	99,390	14,40,521	1,13,555	15,41,518		(ii) On Loans	-		-	
To	Establishment Expenses		2,34,55,735		2,16,81,189		(iii) On Bank Account (Saving Bank, a/c)	6,39,961		13,31,749	
To	Remuneration to Trustees		55,54,049		48,90,902		(iv) On FDR A/c & Earnmore Deposit A/c)	77,41,260		56,86,479	
To	Remuneration (in the case of a math) to the head of the math, including his household expenditure, if any		-		-		(v) On Others	-	83,81,221	3,130	70,21,358
To	Legal Expenses		-		-	By	Dividend		2,15,70,820		41,52,489
To	Audit Fees		9,44,000		9,44,000	By	Donations in Cash or Kind		17,29,22,827		16,63,28,114
To	Contribution and Fees		2,86,231		1,41,966	By	Income from other sources				
To	Amount Written off:						(i) Income from Charity shows	1,27,77,937		3,06,38,662	
To	a) Bad Debts / Deposits	44,044		2,60,854			(ii) Miscellaneous Income	26,82,566		32,24,324	
To	b) Loan Scholarship	-		-			(iii) Sundry Credit Balances Written Back	-		9,02,906	
To	c) Other Items	-	44,044	-	2,60,854		(iv) Gain on Redemption of Investment	-		27,79,830	
To	Provision for Income Tax		-		9,50,600		(v) Earmarked Fund W/B to the Extend WDV of Assets	11,40,219			
To	Excess of Expenditure over Income from Activities of Rehabilitation Centre & Art Painting (As per schedule "G" annexed)		57,14,548		10,90,837						
To	Miscellaneous Expenses		62,600		77,500						
To	Depreciation		55,48,388		14,55,193						
To	Amount transferred to Reserve or Specific Funds										
To	Expenditure on Objects of the Trust										
	a) Religious										
	b) Educational										
	c) i) Medical relief for Cancer Patients and Incidental expenses	15,35,19,153		14,33,35,081							
	ii) Souvenir advts. & charity Shows	1,20,10,153	16,55,29,306	3,33,71,673	17,67,06,754						
	d) Relief of Poverty										
	e) Other Charitable Objects										
To	Surplus Carried over to Balance Sheet		1,08,96,167		53,06,372						
Total Rs			21,94,75,590		21,50,47,683	Total Rs			21,94,75,590		21,50,47,683

Significant Accounting Policies and Notes to Accounts as per Schedule 'H' annexed

As per our report of even date
For Shah Shroff & Associates
Chartered Accountants
Firm Registration No: 0128920WCA Yashesh Shroff
Membership No. 103277Place : Mumbai
Date : 25th September 2024

For CANCER PATIENTS AID ASSOCIATION

Jas Danavalle
Yash

TRUSTEE

Cancer Patients Aid Association

Schedule " G " of Statement Showing Total Income on Sale of Articles and Sales Arts & Paintings for the year ended 31st March 2024

Sr No	Particulars	F.Y.2023-24		F.Y.2022-23	
		Amount (Rs.)	Amount (Rs.)	Amount (Rs.)	Amount (Rs.)
A)	Total Expenditure on Sale of Articles & Paintings				
1.	Opening Stock		23,78,225		32,26,410
2.	Purchases				
a)	Purchases of Materials	71,23,112		1,02,05,752	
b)	Purchases of Paintings	25,76,175	96,99,287	22,13,939	1,24,19,691
3.	Direct expenses relating to making of Articles including wages		1,64,718		4,11,977
4.	Indirect Expenses incurred for Rehab activities		1,60,28,721		1,59,79,293
5.	Expenses of holding Exhibition of Paintings		4,43,704		5,16,654
6.	Depreciation		2,98,690		3,46,470
	Total Expenditure on Sale of Articles & Paintings (A)		2,90,13,344		3,29,00,495
B)	Total Sales & Other Income				
1.	Sales (Net)				
a)	Articles sold at Rehabilitation centre	1,62,59,530		2,47,44,780	
b)	Art Paintings	34,01,541	1,96,61,071	25,63,100	2,73,07,880
2.	Donations		-		5,26,084
3.	Interest		17,38,245		12,38,159
4.	Miscellaneous Income		3,232		12,841
5.	Closing Stock		21,94,938		23,78,225
	Total Income From Sale Of Articles & Paintings (B)		2,35,97,486		3,14,63,188
	Total Expenditure over Total Income (A - B)		(54,15,858)		(14,37,307)
Less	Depreciation not claimed and hence added back		(2,98,690)		(3,46,470)
	Net (Deficit)/ Surplus from Sale of Articles & Paintings		(57,14,548)		(10,90,837)



Cancer Patient Aid Association

Schedule 'H' of Significant Accounting Policies and Notes Annexed to and Forming Part of the Accounts for the year ended on 31st March 2024

A. SIGNIFICANT ACCOUNTING POLICIES:

1. Accounting Concepts.

The Trust follows the Mercantile System of Accounting in accordance with Generally Accepted Accounting Principles in India and the accounting standards issued by The Institute of Chartered Accountants of India. The Income and Expenditure is recognised on Accrual Basis.

2. Fixed Assets and Depreciation

Fixed Assets are stated at Cost less Depreciation. The cost of the fixed Assets includes all related expenses up to acquisition, installation & Capitalisation. In books of accounts, for the purpose of records, the depreciation has been provided on written down value basis in accordance with rate of Depreciation provided in Rule 5 of the Income Tax Rules. However, in accordance with section 11(6) of Income Tax Act, depreciation has not been claimed while computing taxable income. The Capital Expenditure incurred on acquisition of assets have been claimed as application of income of the current year while computing taxable income.

3. Investments

Quoted /Unquoted investments are stated at cost.

4. Revenue Recognition


The income is recognised on accrual basis.

5. Transactions of Foreign Currency Items

Donations in Foreign Currency are accounted as per the rate prevailing on the day of Receipt of the remittance.

6. Taxation

Provision for current year Income-tax Liability is based on assessable Income for the Current year as determined in accordance with Income-tax Act 1961. There are



no significant timing differences as envisaged under A.S.22, hence no Provision has been provided for deferred tax liability and also deferred tax assets are not recognized in the accounts for the year under review.


B. NOTES TO ACCOUNTS

1. Inventories:



One of the several activities of the Trust consists of rehabilitating poor cancer affected patients by engaging them in making articles of Crafts, stationery articles, garments and decorating earthen pots, diyas etc. Inventories are valued at cost or market value whichever is lower

2. Previous year figures have been rearranged and regrouped wherever necessary.

As per our report of even date
For Shah Shroff & Associates
Chartered Accountant
Firm Registration Number: 0128920W


CA YASHESH SHROFF
Membership No.103277



For CANCER PATIENTS AID ASSOCIATION


TRUSTEE

Place: Mumbai

Date: 25th September 2024

The Bombay Public Trusts Act, 1950

SCHEDULE - IX C

(Vide Rule 32)

Statement of income liable to contribution for the year ending 31st MARCH, 2024

Name of Public Trust : **CANCER PATIENTS AID ASSOCIATION**

Registered No.F - 1894

I. Income as shown in the Income and Expenditure Account (Schedule IX)	Amount (Rs.)	Amount (Rs.)
		21,94,75,590
II. Items not chargeable to Contribution unbdcr Section 58 and Rules 32 :		
(i) Donations received from other Public Trusts and Dharmadas		
(ii) Grants received from Government and Local authorities		
(iii) Interest on Sinking or Depreciation Fund		
(iv) Amount spent for the purpose of secular education		
(v) Amount spent for the purpose of medical relief	21,94,75,590	
(vi) Amount spent for the purpose of veterinary treatment of animals		
(vii) Expenditure incurred from donations for relief of distress caused by scarcity, drought, flood, fire or other natural calamity		
(viii) Deductions out of income from lands used for agricultural purposes :-		
(a) Land Revenue and Local Fund Cess		
(b) Rent payable to superior landlord		
(c) Cost of production, if lands are cultivated by trust		
(ix) Deductions out of income from lands used for non - agricultural purposes :-		
(a) Assessment, cesses and other Government or Municipal Taxes		
(b) Ground rent payable to the superior landlord ..		
(c) Insurance premia		
(d) Repairs at 10 per cent of gross rent of building ..		
(e) Cost of collection at 4 per cent of gross rent of buildings let out		
(x) Cost of collection of income or receipts from securities, stocks, etc. at 1 per cent of such income		
(xi) Deductions on account of repairs in respect of buildings not rented and yielding no income, at 10 per cent of the estimated gross annual rent		
Total...		21,94,75,590
Gross Annual income chargeable to contribution Rs.		-

Amount of Contribution computed at the rate fixed under The Subsection (1) of section 58 and Payable

Certified that while claiming deductions admissible under the above Schedule, the Trust has not claimed any amount twice, either wholly or partly, against any of the items mentioned in the Schedule which have the effect of double - deduction.

Trust Address :
Unit No.6,Sumer Kendra
Behind Mahindra Towers
Shivram Seth Amrutwar road
Worli,Mumbai - 400 018



For Shah Shroff & Associates
Chartered Accountants
Firm Registration No: 0128920W

CA Yashesh Shroff
Membership No. 103277

For CANCER PATIENTS AID ASSOCIATION

Place : Mumbai
 Date : 25th September 2024

[Signature]
Trustee